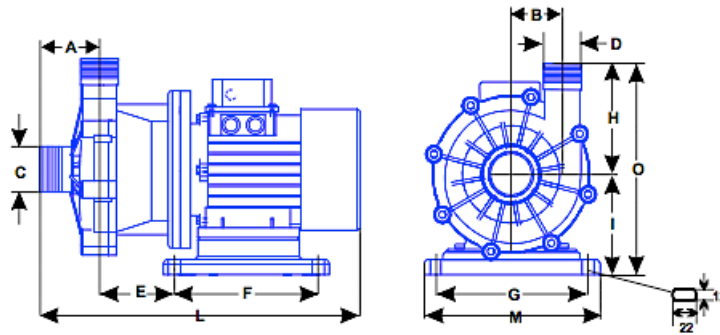



DATASHEET

MAGNETIC DRIVE CENTRIFUGAL PUMP

CMTP0305LX



Dimensioni/Dimensions											Motore/Motor			Peso/Weight		
A	B	C	D	E	F	G	H	I	L	M	O	MEC	Flangiate/Bracket	KW	PHASES	KG
74	63,5	1"½	1"½	163	180	166	131	105	*445	200	236	80	B3-B5	0,75	1 - 3	** 15,550

CMTP0305LX

* Varia in rapporto al motore montato

* It changes according to the assembled motor

** Varia in rapporto ai materiali e al motore montato (IE2)

** It changes according to the materials and to the assembled motor (IE2)

TECHNICAL SPECIFICATIONS:

MATERIAL OF PUMP: available PP or PVDF

MOTOR: B3-B5 / Kw 0,75 / 1 or 3 phases

MOTOR BEARING: standard for version B3-B5

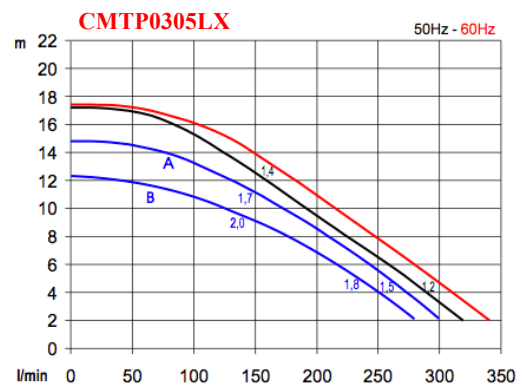
MAX CAPACITY: 320 l/min.

MAX HEAD: 17 m.

(Data at 50Hz, test carried with water at room temperature – See Curve References Table)

WARNINGS:

- Do not allow the pump to run dry.
- Dirty liquids may reduce the working life of the pump.
- It is recommended to install the pump in horizontal position, under head and with outlet upwards.



Riferimenti per le curve: acqua a temperatura ambiente / Curve references: water at room temperature
Curva A e B per pesi specifici diversi (50 Hz) / Curve A and B for different specific gravities (50 Hz)

Product compliant with Directive 2006/42/CE

